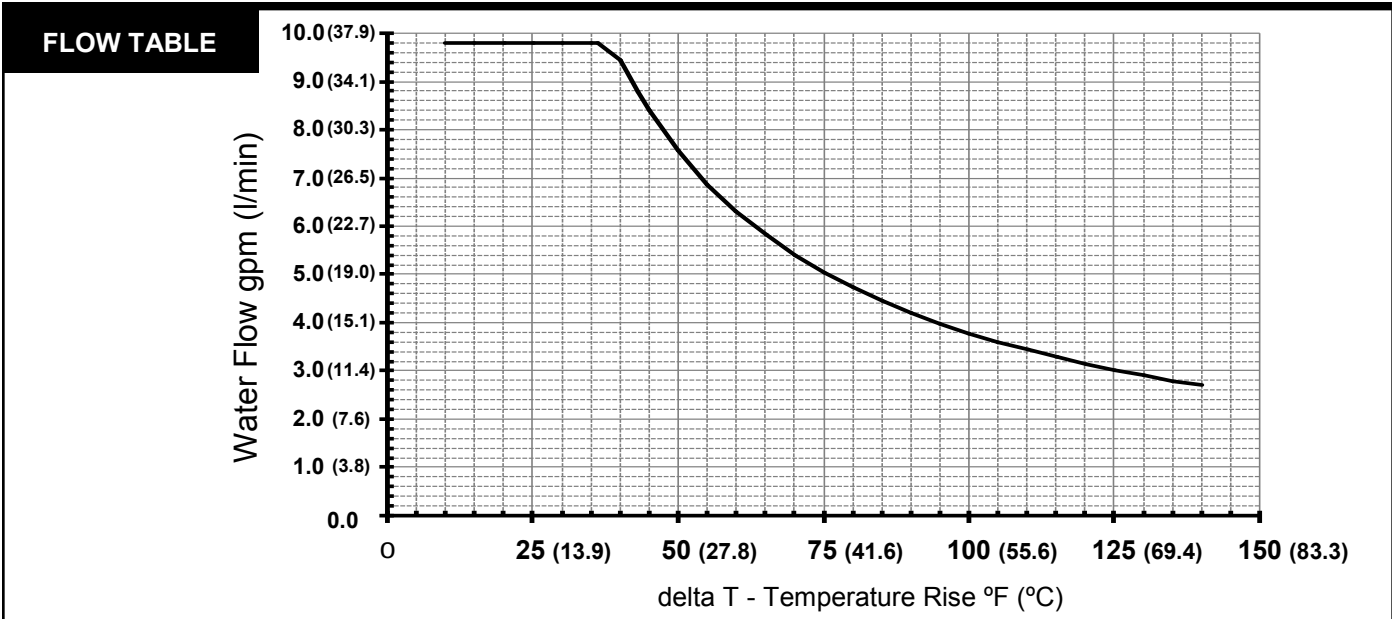


<b>Type of Appliance</b>	Condensing Tankless Water Heater with Integrated Recirculation Pump. Energy Star Qualified
<b>Rinnai model number</b>	REU-KBP3237WD-US
<b>Operation / Installation</b>	Forced combustion; outdoor only; Certified for installation in Manufactured (Mobile) Homes
<b>Minimum/Maximum Gas Rate (Input)</b>	15,200 - 199,000 BTU/h (4.5-58.3 kWh)
<b>Electrical</b>	Appliance: AC 120 Volts - 60 Hz Temperature Controller: DC 12 Volts
<b>Electrical Consumption</b>	Normal: 205 w      Standby: 3 w      Anti-frost Protection: 150 w
<b>Amperage</b>	Max: 8A      Fuse: 10A
<b>Ignition System</b>	Direct electronic ignition
<b>Hot Water Capacity</b>	Minimum flow rate: 0.26 GPM (1 l/min) Minimum activation flow rate: 0.4 GPM (1.5 l/min) Maximum flow rate: 9.8 GPM (37.1 l/min)
<b>Temperature</b>	98° - 120° F (37° - 49°C) (factory default) Maximum temperature is selectable at 120° F (49°C) or at 140° F (60°C)
<b>Temperature (without remote)</b>	120° F (49°C) (factory default) or 140° F (60°C)
<b>Approved Gas Types</b>	Natural or Propane (ensure unit matches gas type)
<b>Uniform Energy Factor (UEF)</b>	0.92
<b>Service Connections</b>	Gas supply: 3/4 inch (19mm) MNPT Cold water inlet: 3/4 inch (19mm) MNPT Hot water outlet: 3/4 inch (19mm) MNPT
<b>Isolation &amp; Pressure Relief Valves Included</b>	Isolation Valves are certified to NSF/ANSI 61 for potable water
<b>Water Flow Control</b>	Water flow sensor, electronic water control and by-pass control
<b>Minimum/Maximum Water Supply Pressure</b>	50 - 150 PSI (345-1035 KPa) Recommended 60 - 80 PSI (414 - 552 KPa) for optimal performance



**Controller**

MC-195T-US (included)-Pump Timer  
MC-91-2US (optional)

**Controller Cable**

Non-polarized two-core cable, minimum 22 AWG

**Safety Devices**

- Flame failure - Flame Rod
- Boiling protection
- Combustion fan rpm check
- Over current - glass fuse
- Remaining flame (OHS)
- Thermal fuse
- Automatic frost protection

**Clearances from Combustibles**

\* 24 inches (610mm) required for service

- Top of heater - 6 inches (152mm)
- Front of heater - 6 inches\* (152mm)
- Sides of heater - 2 inches (51mm)
- Back of heater - 0 inches
- Bottom of heater - 12 inches (305mm)
- From vent pipe - 0 inches

**Clearances from Non-combustibles**

\* 24 inches (610mm) required for service

- Top of heater - 2 inches (51mm)
- Front of heater - 6 inches\* (152mm)
- Sides of heater - 1/2 inches (13mm)
- Back of heater - 0 inches
- Bottom of heater - 12 inches (305mm)
- From vent pipe - 0 inches

**Min. / Max. Gas Supply Pressure**

Natural Gas: min 4" W.C. (2.5mbar) max 10.5" W.C. (26.1mbar)  
Propane Gas: min 8" W.C. (20mbar) max 13.5" W.C. (33.6mbar)

**Manifold Gas Pressure (inches W.C.)**

Natural Gas: High fire 3.0" W.C. (7.5mbar) low fire 0.42" W.C. (1.1mbar)  
Propane Gas: High fire 3.5" W.C. (8.7mbar) low fire 0.47" W.C. (1.2mbar)

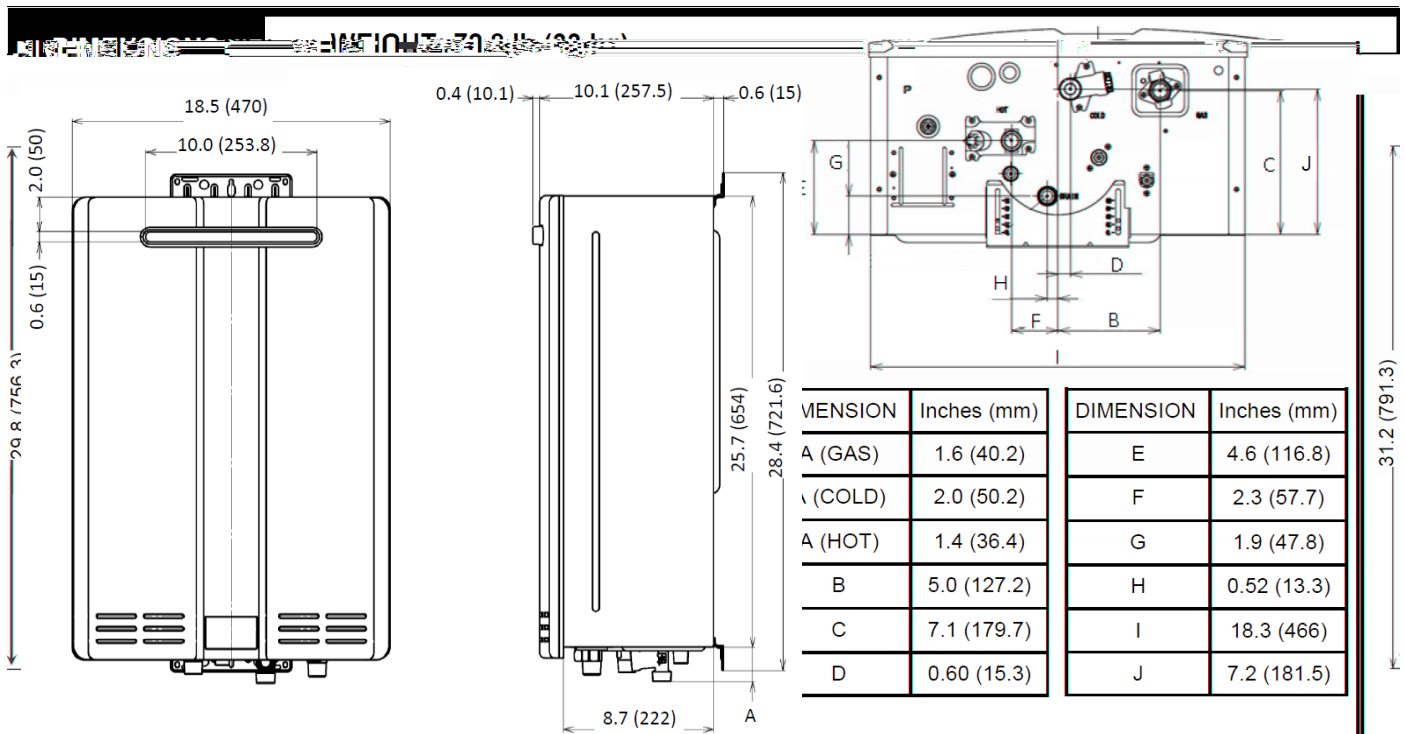
**NOx**

Complies with South Coast Air Quality Management District 14 ng/J or 20 ppm NOx emission levels

**Limited Warranty**

Heat exchanger: 12 years\* for residential, 5 years\* for commercial; All other parts: 5 years\*; Labor: 1 year. There is no warranty coverage on product installed in any hydronic heating applications of any type. Refer to the Installation and Operations Manual for complete warranty information.

\* Three (3) years if used as a circulating water heater within a circulation loop, when the water heater is in series with a circulation system and all circulating water flows through the water heater, and where an aquastat / thermostat, timer, or an on-demand recirculation system is not incorporated.



## Internal Recirculation Pump Control Internal Pump

### Maximum Recirculation Pipe Lengths

Built in Rinnai Circ-Logic™: Recirculation program cycles internal pump  
Integrated pump and bypass technology allow for recirculation through a  
dedicated return line or thermal bypass valve

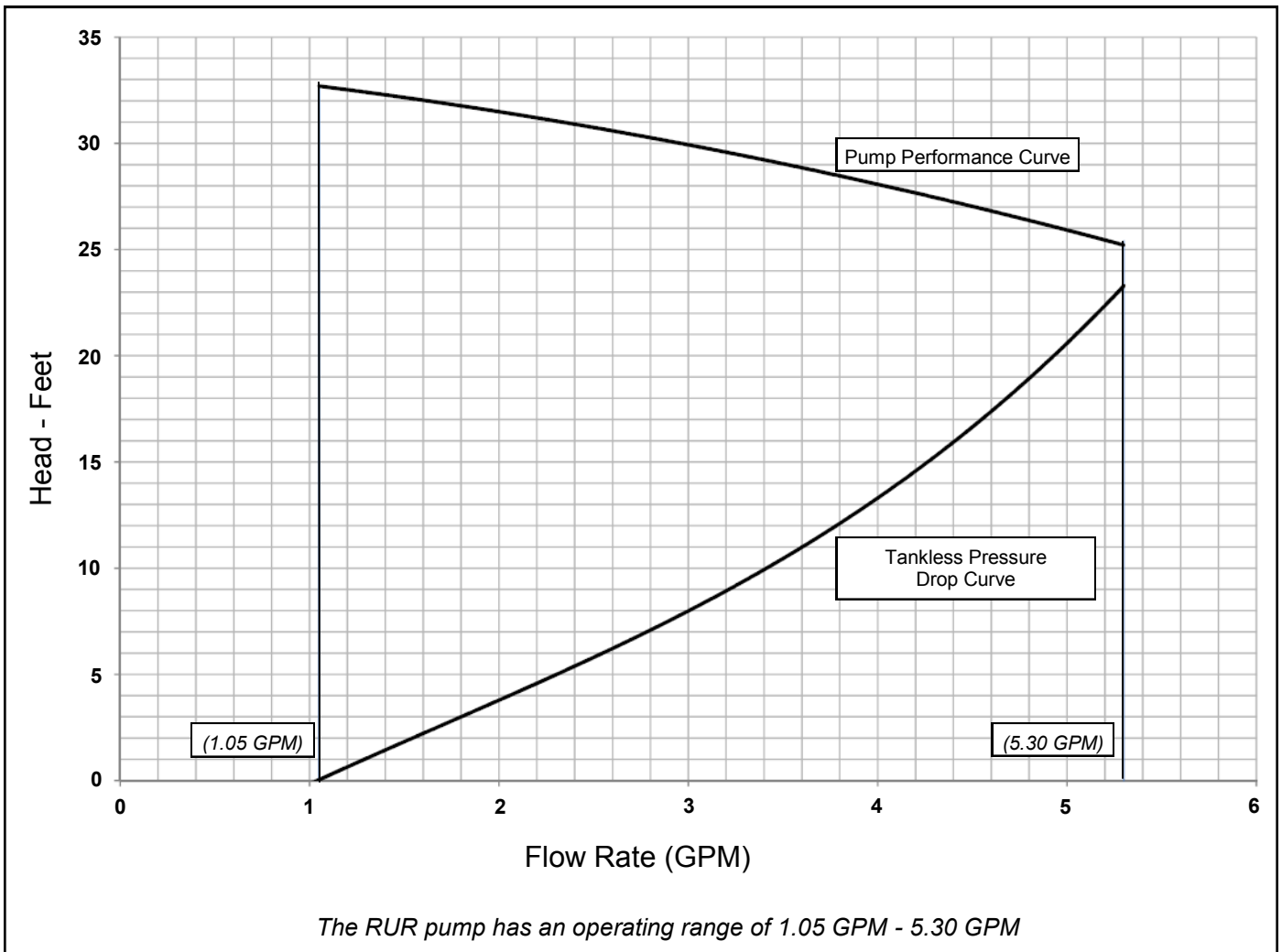
- 400 equivalent feet for 3/4" pipe diameter
- 100 equivalent feet for 1/2" pipe diameter

*Take equivalent elbow lengths into consideration when calculating pipe length.*

**For dedicated return lines:** Total length includes both hot water supply and dedicated return lines.

**Cross-over mode:** Total length includes both hot water supply and cold water piping length from the tankless water heater to the thermal bypass valve. Cross-over mode requires the use of a thermal bypass valve (included).

## RUR Pump Performance and Unit Pressure Drop Curves



*Rinnai is continually updating and improving products; therefore, specifications are subject to change without prior notice. Local, state, provincial and federal codes must be adhered to prior to installation.*